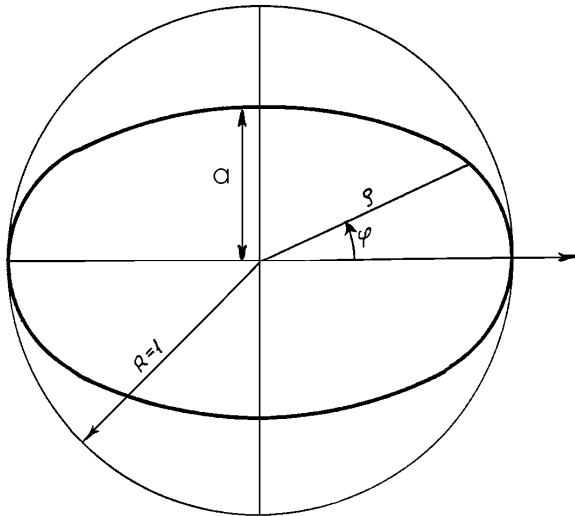


CA



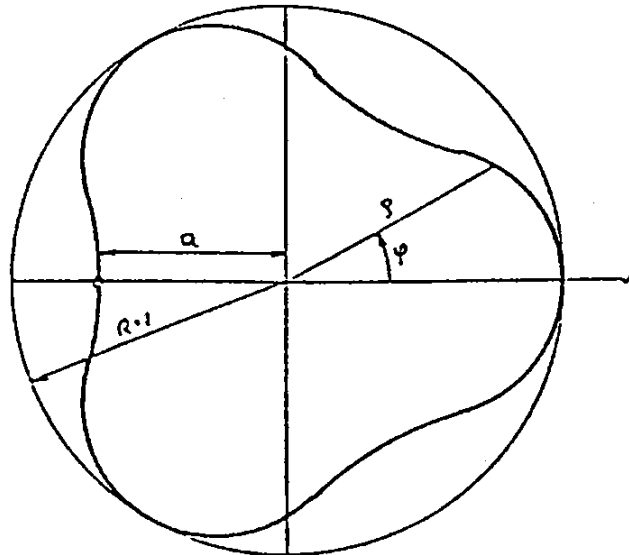
$$\varsigma = \sqrt{\frac{(1-a^2)\cos(2\varphi) + \sqrt{(1-a^2)^2 \cos^2(2\varphi) + 4a^2}}{2}}$$

Definitionsbereich:

$$0 \leq a \leq 1$$

$$-180^\circ \leq \varphi \leq 180^\circ$$

CB



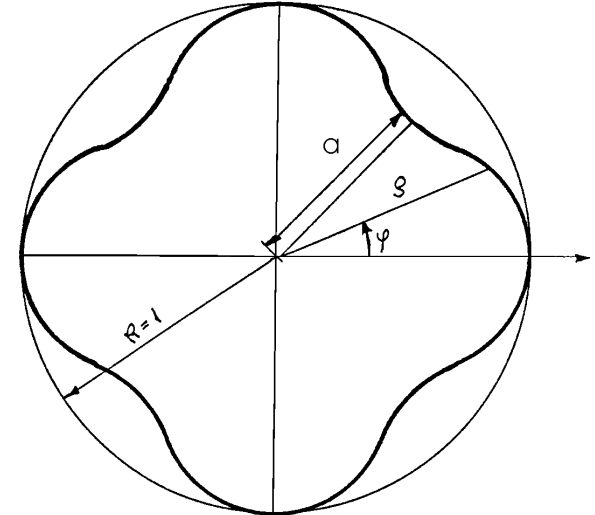
$$\varsigma = \sqrt{\frac{(1-a^2)\cos(3\varphi) + \sqrt{(1-a^2)^2 \cos^2(3\varphi) + 4a^2}}{2}}$$

Definitionsbereich:

$$0 \leq a \leq 1$$

$$-180^\circ \leq \varphi \leq 180^\circ$$

CC



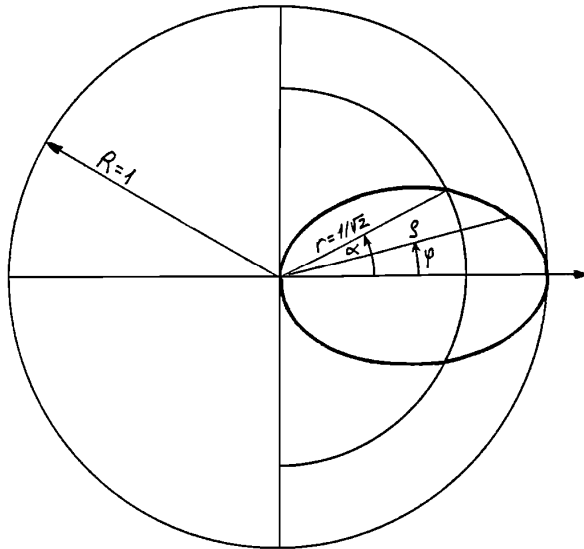
$$\varsigma = \sqrt{\frac{(1-a^2)\cos(4\varphi) + \sqrt{(1-a^2)^2 \cos^2(4\varphi) + 4a^2}}{2}}$$

Definitionsbereich:

$$0 \leq a \leq 1$$

$$-180^\circ \leq \varphi \leq 180^\circ$$

EA



$$\zeta = \frac{4b^2 \cos \varphi}{(4b^2 - 1) \cos^2 \varphi + 1}$$

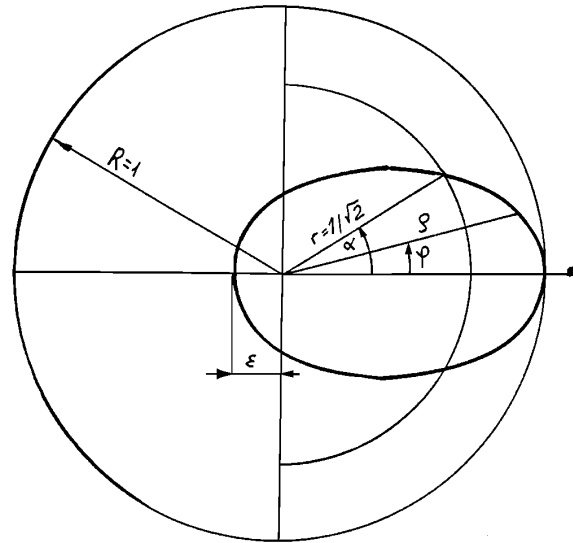
$$b^2 = \frac{1}{2} * \frac{1 - \cos^2 \alpha}{1 - (\sqrt{2} \cos \alpha - 1)^2}$$

Definitionsbereich:

$$0^\circ \leq \alpha \leq 65^\circ$$

$$-90^\circ \leq \varphi \leq 90^\circ$$

EB



$$\zeta = \frac{1.6b^2 \cos \varphi + 2.4\sqrt{b^2(b^2 - 0.2)} \cos^2 \varphi + 0.2b^2}{(4b^2 - 1.44) \cos^2 \varphi + 1.44}$$

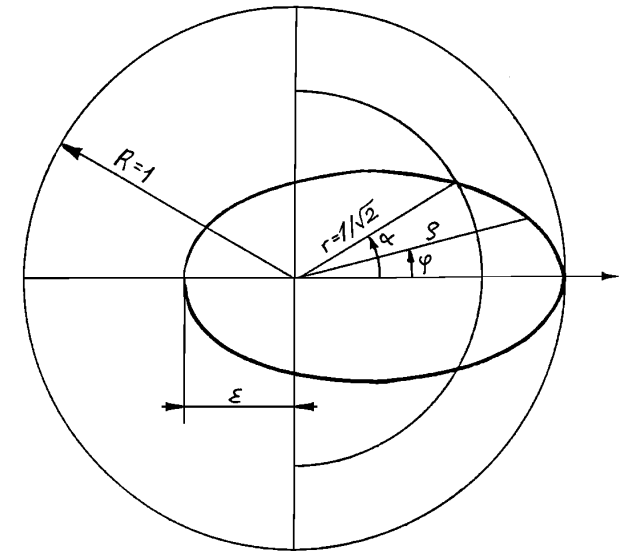
$$b^2 = 0.72 * \frac{1 - \cos^2 \alpha}{1.44 - (\sqrt{2} \cos \alpha - 0.8)^2}$$

Definitionsbereich:

$$0^\circ \leq \alpha \leq 79^\circ$$

$$-180^\circ \leq \varphi \leq 180^\circ$$

EC



$$\zeta = \frac{1.2b^2 \cos \varphi + 2.8\sqrt{b^2(b^2 - 0.4)} \cos^2 \varphi + 0.4b^2}{(4b^2 - 1.96) \cos^2 \varphi + 1.96}$$

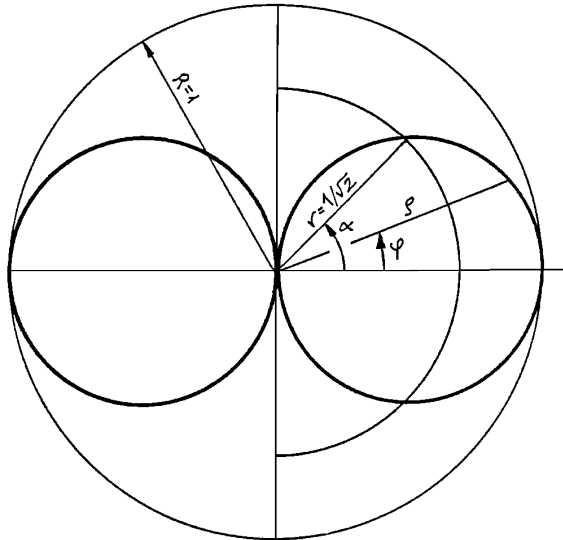
$$b^2 = 0.98 * \frac{1 - \cos^2 \alpha}{1.96 - (\sqrt{2} \cos \alpha - 0.6)^2}$$

Definitionsbereich:

$$0^\circ \leq \alpha \leq 96^\circ$$

$$-180^\circ \leq \varphi \leq 180^\circ$$

DE



$$\zeta = \text{Abs}\left(\frac{4b^2 \cos \varphi}{(4b^2 - 1) \cos^2 \varphi + 1}\right)$$

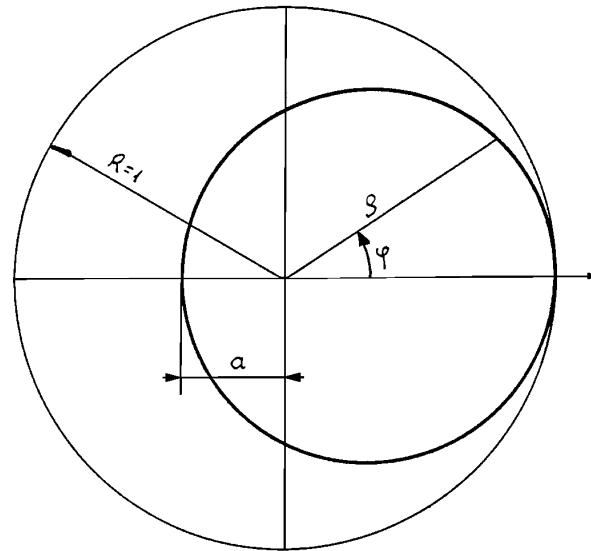
$$b^2 = \frac{1 - \cos^2 \alpha}{2 - (2 \cos \alpha - \sqrt{2})^2}$$

Definitionsbereich:

$$0^\circ \leq \alpha \leq 65^\circ$$

$$-180^\circ \leq \varphi \leq 180^\circ$$

KA



$$\zeta = \frac{(1-a) \cos \varphi + \sqrt{(1-a)^2 \cos^2 \varphi + 4a}}{2}$$

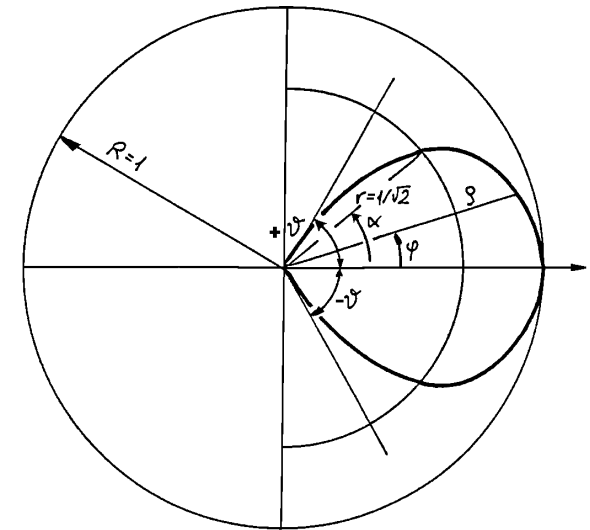
Definitionsbereich:

$$0 \leq a \leq 1$$

$$a = 0 \quad 90^\circ \leq \varphi \leq 90^\circ$$

$$a > 0 \quad -180^\circ \leq \varphi \leq 180^\circ$$

LA



$$\zeta = \cos\left(\left(1 - \cos\left(\frac{60}{a}\right) \cdot \varphi\right) \cdot 90\right)$$

$$v = \pm \frac{3a}{2}$$

Definitionsbereich:

$$0 \leq a \leq 120^\circ$$

$$-1.5a \leq \varphi \leq 1.5a$$