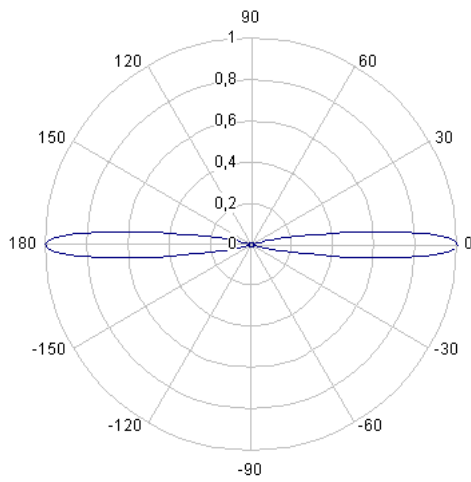
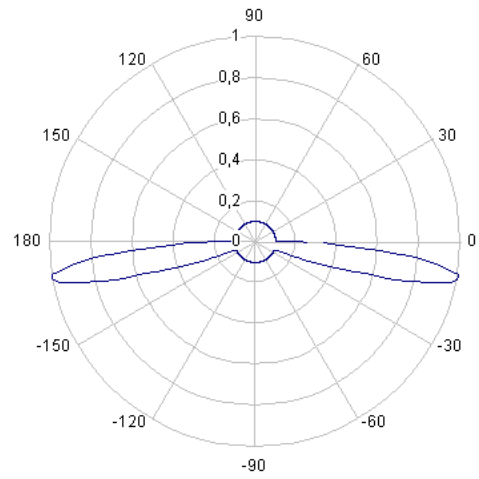


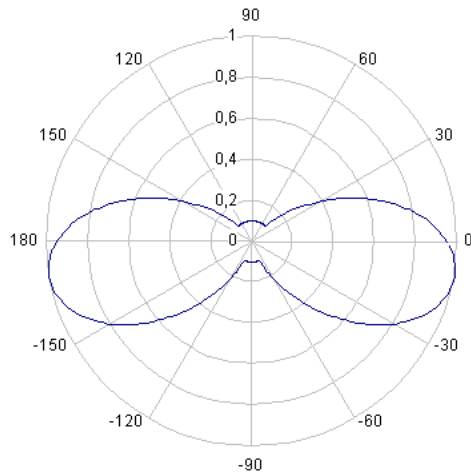
Anhang 8 der Anlage 6



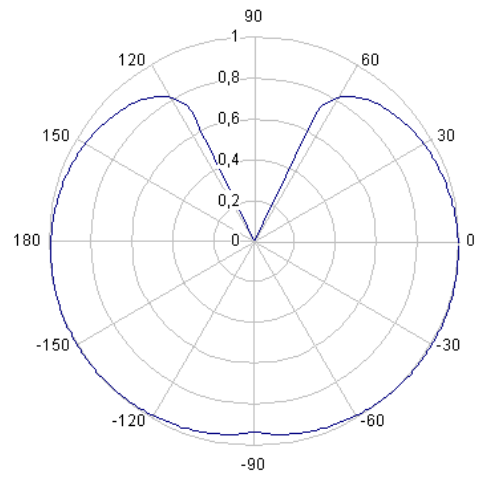
050PA00



050PK10



250PK10



890PZ00

| Nu- merischer Wert | Nebenkeulendämpfung | |
|--------------------------|---------------------|----------|
| 90 | 0,9 = | -1 dB |
| 80 | 0,8 = | -2 dB |
| 70 | 0,7 = | -3 dB |
| 60 | 0,6 = | -4,5 dB |
| 50 | 0,5 = | -6 dB |
| 40 | 0,4 = | -8 dB |
| 30 | 0,3 = | -10,5 dB |
| 20 | 0,2 = | -14,5 dB |
| 10 | 0,1 = | -20 dB |
| 05 | 0,05 = | -26 dB |