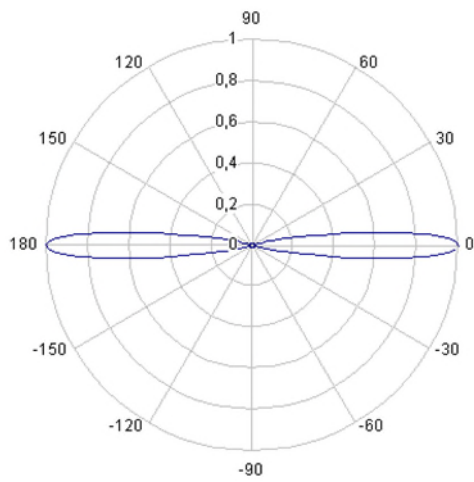
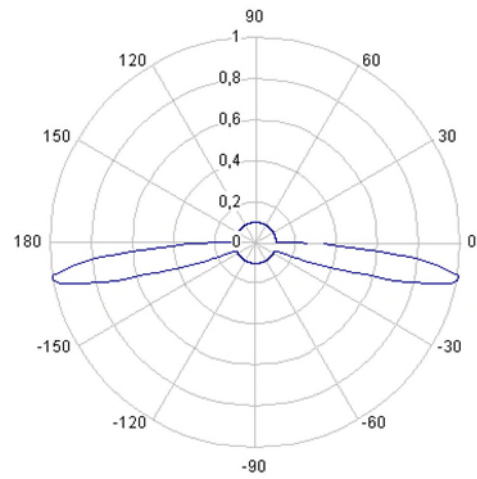


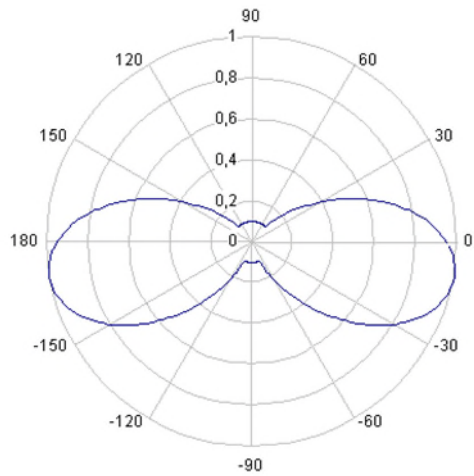
## Anhang 8 der Anlage 6



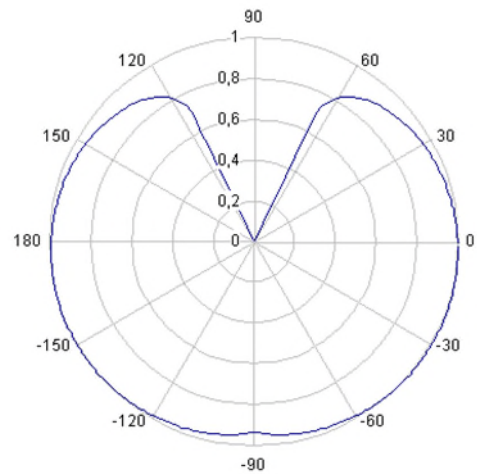
050PA00



050PK10



250PK10



890PZ00

| Numerischer Wert | Nebenkeulendämpfung |          |
|------------------|---------------------|----------|
| 90               | 0,9 =               | -1 dB    |
| 80               | 0,8 =               | -2 dB    |
| 70               | 0,7 =               | -3 dB    |
| 60               | 0,6 =               | -4,5 dB  |
| 50               | 0,5 =               | -6 dB    |
| 40               | 0,4 =               | -8 dB    |
| 30               | 0,3 =               | -10,5 dB |
| 20               | 0,2 =               | -14,5 dB |
| 10               | 0,1 =               | -20 dB   |
| 05               | 0,05 =              | -26 dB   |